

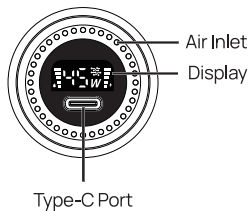
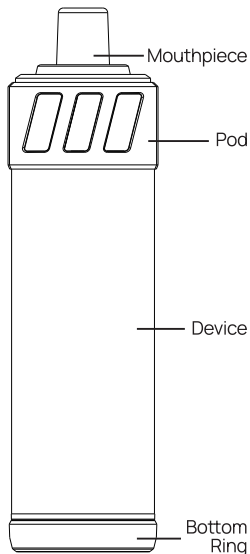
ELUX

WHIRLWIND

User Manual



ILLUSTRATION



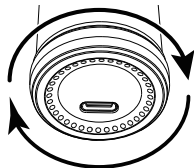
SPECIFICATIONS

Dimensions :35*35*130mm
Battery Capacity: 1200 mAh
Charging: Type-C

INSTRUCTIONS

1.VAPING

- 1) Remove the silicone plug on the mouthpiece.
- 2) Rotate the bottom ring to turn on the device and draw to vape.



2.POWER ADJUSTMENT

- 1) Rotate the bottom ring to adjust the output power.
- 2) Default power is 0 W, there are 6 power levels from 20 W to 45 W. Rotate once to adjust 5 W.
- 3) The light is green from 0-20W, blue from 25-35 W, red from 40-45 W.

3.SCREEN DISPLAY



E-Liquid
Capacity Display



Battery
Capacity Display



Power Display

The display will light up when vaping and go out 5 seconds after stopping vaping.

4.PROTECTION FUNCTION

Over-Time Protection: The flash icon will flash twice when the vaping time is over 10 seconds, and the device will stop output.

Low Voltage Protection: The flash icon will flash 10 times when the device voltage is too low, and the device will stop output.

Short Circuit: The flash icon will flash 5 times when the short-circuit occurs.

Open Circuit: The e-liquid icon will flash 7 times when the open-circuit occurs.

5.CHARGING

Charge the device with a Type-C charging cable. During charging, the flash icon and battery capacity icon will flash. The battery capacity icon and flash icon will stay on when the charging is done.

WARNING

- Always keep the device away from children;
- Don't open the vaping device and don't attempt to repair the device yourself. Disassembling the device may damage it or may cause injury to you;
- Do not cover the Device with items such as newspapers, tablecloths, or curtains, and do not use this Device on soft support such as bedding, blankets, etc. It may cause burns and other injuries if the battery leaks or overheats during the night;
- Do not use your Device near sinks or other wet locations;
- Do not expose this Device to rain or moisture;
- Do not expose your device to extreme heat or cold. This may result in a risk of battery damage, other injury, or property damage;
- Do not leave the vaping device in direct sunlight or near heat sources;
- Do not use the vaping device near flammable liquids or gases.

DISPOSAL

- Dispose of the packaging and the device shall always be in accordance with national and local laws and regulations.
- Never put the vaping device on fire. The built-in lithium-ion battery may burst or explode.



www.eluxtech.com

